



R.O.M. INNOVATION

ROLL-UP DOORS, CARGO COVERS,
LED LIGHTING, AND CARGO TRAYS & SLIDES

SAFE  FLEET
Driving Safety Forward™

R·O·M Innovation

Over 70 Years of Excellence

Manufacturing safety products since 1947, R·O·M's commitment to improve worker safety has continued with the introduction of roll-up compartment doors, folding safety ramps and automatic hose bed covers. Product solutions are primarily marketed to emergency responders, military and commercial truck bodies.


R·O·M's innovative door technology is manufactured tough. R·O·M roll-up doors, cargo covers, lighting, cargo trays & slides are used worldwide. Simple to operate R·O·M doors provide quick, efficient access and include options specifically tailored for your various applications or requirements. Plus, attractive finishes and colors are available including satin or matching high-gloss paint.



Series IV Roll-Up Door

The toughest roll-up door in the business

The new Series IV Roll-Up Doors provide rugged wear, reliability and security on any apparatus. The features of the doors have been strategically designed and constructed with longevity in mind. Series IV doors are stronger, smoother and designed with a larger opening than the Series III or the competition. Doors are available painted to match existing color or unpainted in a satin or brush finish.




Optional Large Profile Drip Rail




Low Profile Seal
Provides a superior seal against water & dirt infiltration.



5 Track Styles
With and without a finishing flange, offering the most mounting options in the industry.



Curved Finger Pull
Allows for better feel when closing shutter door. Features a grooved surface for improved grip and unique design increases usable opening height over other comparable shutter doors.




Over-Molded Idler Wheels
For smooth & quiet operation.



Extruded Inner Seal
One piece extrusion providing superior strength & increased structural rigidity.



Magnetic Door Ajar Switch
With improved reed switch for reliability.



Stronger Lift Bar
Lift bar is 2x stronger. Features improved grip and unique D shape - will not bow or bend.

Cargo Cover

Power and manual options available

Protect equipment and deter theft.


- Eliminate supplies from blowing out and becoming projectiles for other drivers
- Minimize dirt, dust, water and other elements from entering the bed
- Discourages theft and conceals contents with optional lock
- Custom built to fit your application
 - Sizes from 28" (711 mm) to 76" (1930 mm) wide and 30" (762 mm) to 226" (5740 mm) long
 - Vertical heights from 19" (482 mm) to 96" (2438 mm)
- Provides an 800 lb. (362.9 kg) load rating, eliminating weak canvas tarps that rip and tear




Cover stores neatly inside the bed using this simple coil system



Pull strap assists in closing cover (manual cover shown with optional key lock)



Sealed nylon ball bearing wheels mounted on each slat provide low rolling resistance



Interior view of motorized cover



Custom radius door configuration. Inquire about minimum and maximum widths.



DuroStrip V5™ LED Strip Lights

Industry's only serviceable LED strip light

Features:

- White LED draws 0.35 amps; @ 12.8 VDC approx. per 12" (304 mm)
- Extreme Temp Certified operation between -40° F to 185° F (-40° C to 85° C)
- Waterproof design - IP67 rating
- Exceeds NFPA 1901 standard
- Streamline optic lens and fixed lumen output across 9VDC-16DVC
- May be "switched to positive" or "switched to negative"
- Vibration tested to MIL 810 rev A
- Salt Spray - 1,000 hour testing, no corrosion
- Integrated lower profile system is less intrusive and more out of harms way
- Integrates with R•O•M Door Ajar Switch
- Stand-alone light is available for interior or exterior
- 7-year warranty



Available Lengths:


- 6" (152 mm)
- 12" (304 mm)
- 18" (457 mm)
- 24" (609 mm)
- 30" (762 mm)
- 42" (1067 mm)
- 60" (1524 mm)



DuroLumen™ Utility LED

A brilliant approach to utility and emergency lighting

- IPX7 Water resistance rating and vibration tested to Mil 810 rev A
- Reverse polarity and over/under voltage protected
- Easy retrofit - fits industry accepted hole patterns: 3.5" x 16" x 1" (88.9 mm x 406.4 mm x 25.4 mm)
- Up to 2800 lumens of diffused lighting
- Surface or recessed mounting options
- Simple installation and long lasting



Surface mount, part #R03696 White/White shown



Recessed mount, part #R03853 White/White shown



| PART NUMBER | DESCRIPTION | LUMEN | AMP | VOLTAGE RANGE |
|-------------|--|-------------|----------|---------------|
| R03696 | Surface mount. White/White offers high or low beam intensity switching (user supplied switch) | 2,800 high | 2.5 high | 9-16VDC |
| | | 1,400 low | 1.25 low | |
| R03694 | Surface mount. White only. | 1,400 | 1.25 low | 9-16VDC |
| R03695 | Surface mount. Red/White offers high or low beam intensity switching (user supplied switch) | 1,400 white | 1.25 low | 9-16VDC |
| | | 500 red | | |
| R03853 | Recessed mount. White/White offers high or low beam intensity switching (user supplied switch) | 2,800 high | 2.5 high | 9-16VDC |
| | | 1,400 low | 1.25 low | |
| R03851 | Recessed mount. White only. | 1,400 | 1.25 low | 9-16VDC |
| R03852 | Recessed mount. Red/White offers high or low beam intensity switching (user supplied switch) | 1,400 white | 1.25 low | 9-16VDC |
| | | 500 red | | |

Extreme Cargo Slide Series

The only no binding cargo slide


R·O·M's latest innovation is the Extreme Cargo Slide Series® which meets the strict requirements of the fire and military service. Full width pull handles ensure rapid access to stored equipment. Built with tough 6061 T6 aluminum and Stainless Steel hardware, R·O·M's Extreme cargo slides will handle your toughest jobs. The R·O·M Extreme Cargo Slide Series is lighter and stronger, allowing for more equipment storage and fuel savings.

R·O·M cargo slides reduce back strain by rolling heavy, bulky items outside the compartment where they can be reached without straining.

Easily carry up to 1,000 lbs. (453.6 kg), while extending the slide 70%, 100%, or 120% outside the compartment.

- Roll with ease with the industry's only "V" grooved system
- Every rail is inset with a high visibility red reflective tape
- Industry's only Low Profile slide with the highest load capacity, 1000 lbs (453.6 kg)
- Available models, 70%, 100%, 120%, 90% Tilt, and 70% Dual Direction

Consult your Safe Fleet sales representative today.



Exclusive "V" groove system and standard reflective tape



120% 600 lb (272.2 kg) rated cargo slide



90% 250 lb (113.4 kg) rated tilt slide



FM-8.2-400 / Rev H / 06-14-2024

©2024 Safe Fleet and its subsidiaries. All rights reserved. No part of this publication may be reproduced by any means without written permission from Safe Fleet. The information in this publication is believed to be accurate. However, Safe Fleet does not make any representation or warranty to that effect and does not assume responsibility for any consequences resulting from use of such information. Revisions or new editions of the publication may be issued (or not issued) in our discretion to incorporate such changes.

www.romcorp.com
1-816-318-8000
rom.orders@safefleet.net

